Filmopgørelse 2025

Måned	Antal Fore.	2025 Kunder	Heraf fribilletter	Omsætning	Belægning %	Antal film oa.	2024	2023	2022
Januar	23	539	114	41.725,00	29%	11	391	403	115
Februar	30	811	120	60.530,00	34%	9	987	1.253	736
Marts	25	646	183	39.395,00	32%	11	1027	647	782
April	30	857	185	67.685,00	32%	13	987	717	1.095
Maj	23	507	127	29.345,00	28%	7	408	372	476
Juni	26	374	37	28.590,00	18%	12	651	714	593
Juli	66	727	41	54.925,00	14%	16	1041	1.056	1.306
August	37	787	43	65.830,00	27%	12	546	800	418
September	20	612	107	41.270,00	38%	6	409	677	622
Oktober	33	1.297	269	92.830,00	49%	13	922	1.055	1.345
November	25	601	118	45.640,00	11%	8	699	635	766
December	22	385	20	31.985,00	22%	10	450	466	271
Total	**360**	**8.143**	**1.364**	**599.750,00**	**28%**	**128**	**8.518**	**8.795**	**8.525**

	Aftenfilm	Børnefilm	Opera	Kulturfoyer	TOTAL
Januar	354	52	50	83	**539**
Februar	528	210	-	73	**811**
Marts	372	65	27	182	**646**
April	405	239	13	200	**857**
Maj	370	56	-	81	**507**
Juni	308	66	-	-	**374**
Juli	370	357	-	-	**727**
August	251	536	-	-	**787**
September	516	-	16	80	**612**
Oktober	656	273	51	317	**1.297**
November	485	6	30	80	**601**
December	177	179	29	-	**385**
	4.792	**2.039**	**216**	**1.096**	**8.143**

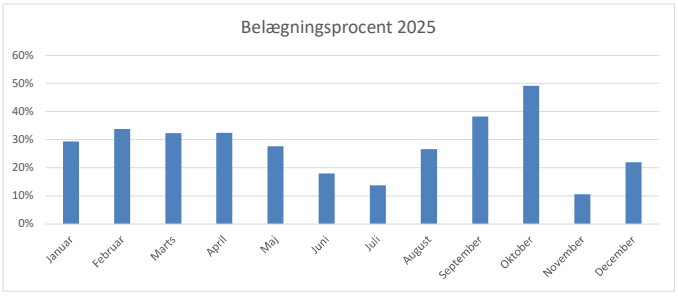

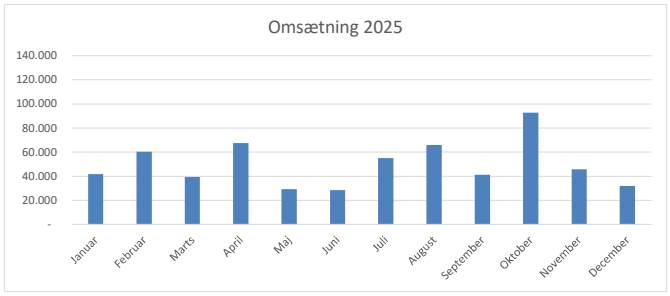

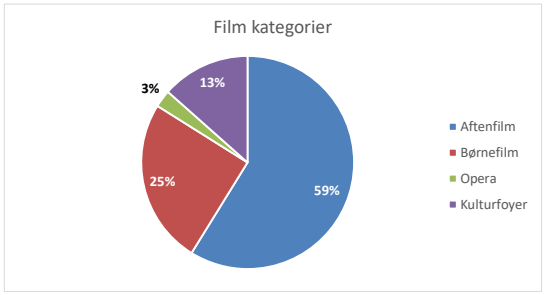

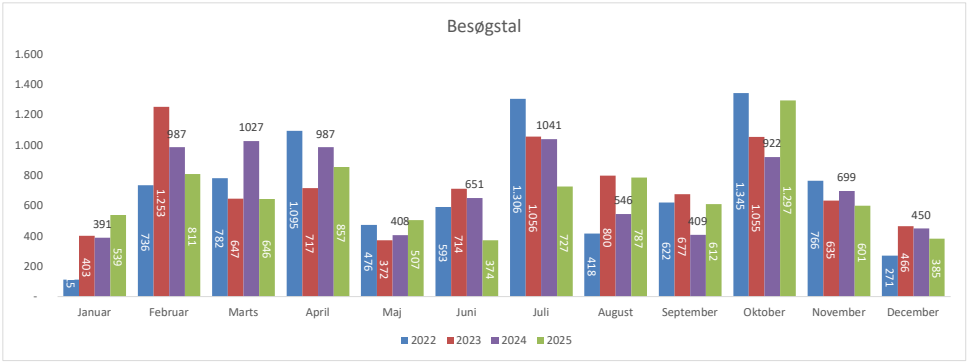

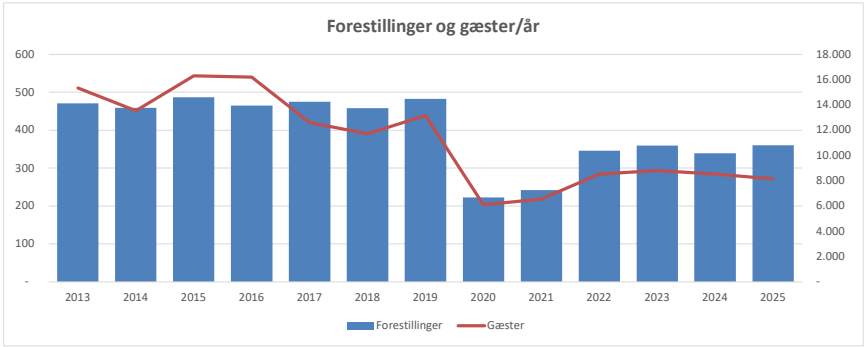

År	Antal film o.a.	Forestillinger	Gæster	Fribillettet
2013		470	15.347	309
2014		459	13.525	291
2015		487	16.280	335
2016		465	16.192	431
2017		475	12.596	505
2018		458	11.708	536
2019		482	13.155	822
2020		223	6.097	513
2021		242	6.542	364
2022		346	8.525	1.024
2023	102	359	8.795	1.330
2024	105	339	8.518	1.301
2025	128	360	8.143	1.364